



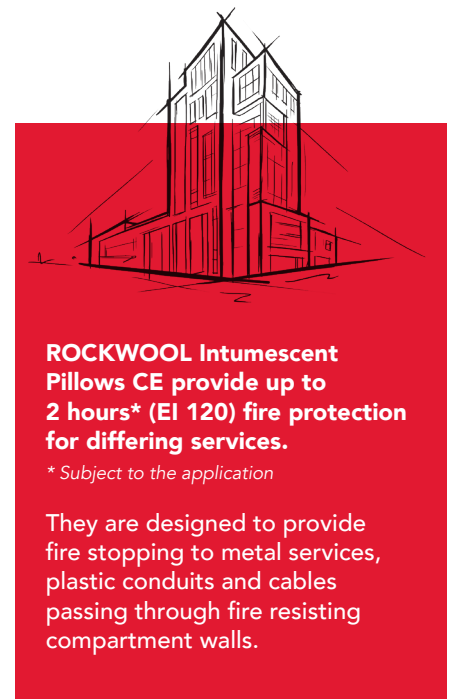
FirePro® Intumescent Pillows CE

Temporary firestop solution for service voids in walls


FirePro® Intumescent Pillows CE consist of intumescent material encased within a waterproof glass cloth bag. Intumescent Pillows CE are designed to create a temporary or permanent fire seal around all types of services to maintain continuity of fire performance of compartment walls. They are an ideal solution for applications where services are required to be changed or replaced on a regular basis.

Easy to install, they are simply packed tightly in between penetrating services and the wall.

- Easy to install
- Easy to remove and reinstate when changing services
- Dry system



FirePro Intumescent Pillows CE



APPLICATIONS

Under fire conditions, Intumescent Pillows CE expand several times their original volume to form an effective seal around service penetrations.

Intumescent Pillows CE are suitable for use with:

- Metal pipework
- Plastic conduits
- Cable trays/ladders

Note: For applications inside metal cable trunkings please contact ROCKWOOL.

FirePro Intumescent Pillows CE

PERFORMANCE

Fire performance

ROCKWOOL Intumescent Pillows CE provide up to 2 hours* fire rating where services pass through fire-rated walls.

** Subject to the application*

Intumescent Pillows CE have been CE marked to EAD 350454-00-1104.

Use the links below to access further information on fire performance:

[ETA - 20/1126](#)

[Certificate of constancy of performance - 2531-CPR-CXO10263](#)

[Fire stopping standard details pack](#)

PRODUCT INFORMATION

Property	Description
Length	330mm
Width	50mm, 200mm
Thickness	20mm, 25mm, 45mm
Fire resistance	Up to 2 hours* integrity and insulation (EI 120)
Application	Internal
Shelf life	N/A if stored indoors in a cool, dry, ventilated area
Acoustic	Airborne Sound Insulation Rw (C,Ctr) = 33 (0,-2)
Air permeability	Tested to EN1026

** Subject to the application*

STANDARDS AND APPROVALS

Certificate
FirePro Intumescent Pillows CE have been tested in accordance with BS EN 1366 Part 3: March 2009 achieving fire resistance of up to 2 hours* (EI 120) in walls and dependent upon service type. <i>* Subject to the application</i>
CE marked to EAD 350454-00-1104.



FirePro Intumescent Pillows CE

INSTALLATION

Installation in walls

1. Push the first Intumescent Pillow CE into the hole to be filled, so that the longest dimension (330mm long) spans across the wall with 75mm projection from either face.
2. Pack the hole tightly with additional Intumescent Pillows CE, staggering the joints, until it is tightly packed.
3. For wall penetrations, the pillows are normally self supporting, but for large openings with few penetrations, you may require a steel retaining mesh for support on both sides of the penetration.
4. Smaller pillows are used as appropriate to fill smaller gaps.

Installation of service penetrations


1. The total amount of cross sections of services should not exceed 60% of the penetration area.
2. The minimum permitted separation between adjacent seals/apertures is 200mm.
3. Pipes must be installed singular, cables require no minimum separation.
4. Services in walls shall be supported via steel angles/hangars/channels a maximum 250mm (BS EN 1366-3:2009) or a maximum 500mm (BS 476:Part 20:1987) from the face of the separating element.
5. Pipes must be perpendicular to the seal surface.

Plastic conduits or trunking should be cut short by at least 100mm either side of pillow seal.

Coverage

Estimating quantities:

Pillow size (mm)	Approximate number
330 x 200 x 45	113 per m ² opening
330 x 200 x 25	180 per m ² opening
330 x 50 x 20	As required to fill small voids



SPECIFICATION CLAUSES

FirePro Intumescent Pillows CE are associated with the following NBS clauses::

P12 Fire stopping systems

345 Intumescent pillows

FirePro Intumescent Pillows CE

BUILDING SAFETY AND PRODUCT USE

LEGAL NOTICES

General safety requirements – Building Safety Act 2022

ROCKWOOL Limited is committed to supporting specifiers, resellers and users of ROCKWOOL products for the full life cycle of the product to comply with the obligations and responsibilities set out in the Building Safety Act 2022. With regard to the general safety requirements of the Act, ROCKWOOL Limited cannot control or foresee every situation where its products might be used. We therefore strongly advise that specifiers, resellers and users contact us where use of ROCKWOOL products is contemplated in applications different from those explicitly described in the latest, relevant ROCKWOOL product datasheets; especially in applications that can be reasonably foreseen as critical to safety.

ROCKWOOL Limited reserves the right to amend the specification of its products without notice. Changes to the ROCKWOOL manufacturing process, or to pertinent regulations, may be reflected in changes to tested and certified product performance. Whilst ROCKWOOL Limited endeavours to keep its publications up to date, readers will appreciate that between publications there may be pertinent changes in the law or other developments affecting the accuracy of the information contained in our publications.

ROCKWOOL Limited does not accept responsibility for the consequences of using (including testing or certifying) its products in applications different from those explicitly described in the relevant ROCKWOOL product datasheets. Expert advice should be sought, and ROCKWOOL Limited should be contacted, where such different use is contemplated, or where the extent of any use described by ROCKWOOL Limited is in doubt.

The ROCKWOOL Trademark

ROCKWOOL® - our trademark

The ROCKWOOL trademark was initially registered in Denmark as a logo mark back in 1936. In 1937, it was accompanied with a word mark registration; a registration which is now extended to more than 60 countries around the world.

The ROCKWOOL trademark is one of the most important assets of the ROCKWOOL Group, and is therefore well-protected and defended by ROCKWOOL throughout the world.

If you require permission to use the ROCKWOOL logo for your business, advertising or promotion, you must apply for a Trade Mark Usage Agreement.

To apply, write to:
marketcom@rockwool.com

Trademarks

Registered trademarks of the ROCKWOOL Group include but are not limited to:

ROCKWOOL®, RockClose®, RainScreen Duo Slab®, HardRock®, RockFloor®, Flexi®, RockFall®, FirePro®, DuctRock®, BeamClad®, NyRock®

© ROCKWOOL 2023.
All rights reserved.

Photography and illustrations

The product illustrations are the property of ROCKWOOL Limited and have been created for indicative purposes only.

Unless indicated below, the photography and illustrations used in this guide are the property of ROCKWOOL Limited. We reserve all rights to the usage of these images.

If you require permission to use ROCKWOOL images, you must apply for a Usage Agreement.

To apply, write to:
marketcom@rockwool.com

HEALTH & SAFETY

A Material Safety Data Sheet is available and can be downloaded from www.rockwool.com/uk to assist in the preparation of risk assessments, as required by the Control of Substances Hazardous to Health Regulations (COSHH)